



Sickness Absence (September 2022 - August 2023)

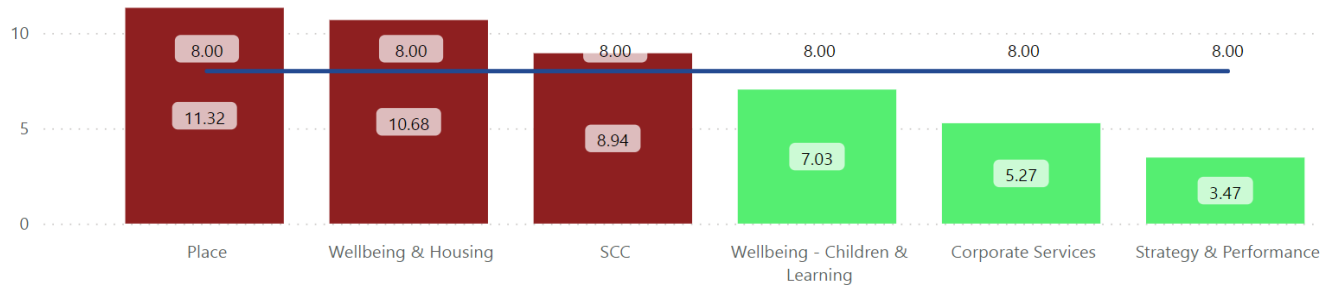


Use this to filter the report

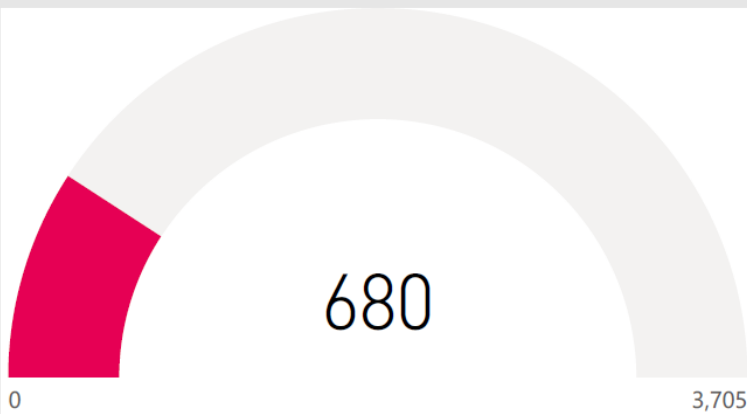
SCC

Use the filter to select the team(s) you wish to see data for. To see more than one team at a time, hold CTRL and click the team name.

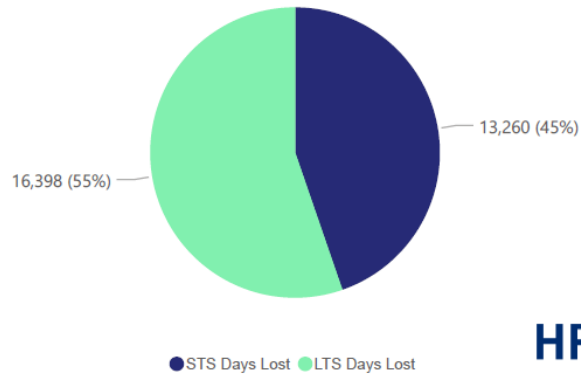
No. of Days Lost to Sickness Absence (Rolling 12 Months) versus Sickness Target



No. of Employees Who Hit a Trigger Point (Rolling 12 Months)



Short term v long term sickness absence days lost (Rolling 12 Months)



Quick Links

If you or your teams need a refresher on how to input sickness in BW - [Business World guidance - unplanned absence \(sickness\)](#) (southampton.gov.uk)

Please remember the data is reliant on absence information being input in a timely manner on BW

Please note, if an employee on LTS returns after payroll cut off it will be amended in the next month & reflected in the following month's data

HR | workforce data and systems

